

Scaled data based on original data using  
LM-79-08 Approved Method: Electrical and Photometric Measurements of Solid-  
State Lighting Products

Test Report Prepared for  
Cooper Lighting Solutions  
(formerly Eaton)

Brand: McGRAW-EDISON

Report Number: P226898

Luminaire Tested: **ISW-AF-350-LED-E1-SL3-7050-ULG**

Issue Date: 3/3/2020

**Test Information**

Test Method: LM-79-08  
Report Number: P226898  
TEST IS SCALED FROM IESNA LM-79-08 TEST DATA (P35946)-DOWNLIGHT AND  
Test Lab: INNOVATION CENTER-P3  
Issue Date: 3/3/2020  
Manufacturer: COOPER LIGHTING SOLUTIONS (FORMERLY EATON)  
Product Line: MCGRAW-EDISON  
Catalog Number: ISW-AF-350-LED-E1-SL3-7050-ULG  
Description: IMPACT ELITE LED WEDGE LUMINAIRE WITH UPLIGHT  
LIGHT SQUARE WITH ACCULED OPTICS-TYPE III W/SPILL CONTROL, WITH UPLIGHT  
GLOW  
Light Source: (16) 5000K CCT, 70 CRI LEDs and (1) UPLIGHT LED  
Ballast/Driver: ELECTRONIC DRIVER

**Summary**

Lumens per Lamp: N/A  
Luminaire Lumens: 4102.3 lumens  
Efficiency: N/A  
Efficacy: 111.5 lumens/watt  
Luminous Opening: Rectangular w/ Sides (W: 0.5' x L: 0.5' x H: 0.54')  
IES Classification: Type II - Short - Non-Cutoff  
BUG Rating: B0 - U5 - G1

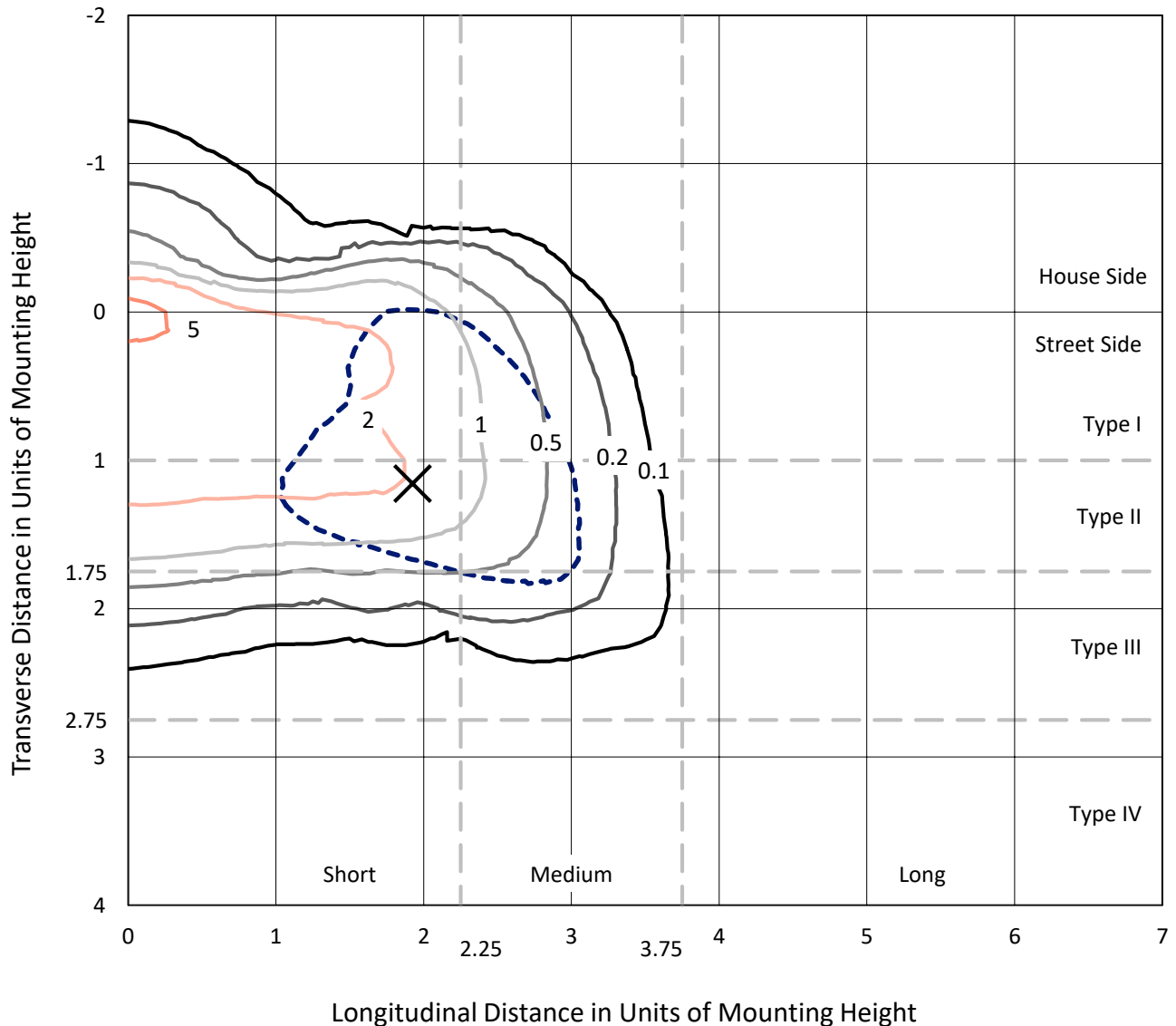
Input Watts (W): 36.79  
Input Voltage (V): 120  
Input Current (Ain): NR  
Voltage Rise (V): NR  
Power Factor: NR  
Total Harmonic Distortion (THDi): NR  
Frequency (hertz): 60  
Stabilization Time: NR  
Operation Time: NR  
Ambient Temperature (°C): NR  
Test Distance: 25 FT



REPORT NUMBER: P226898  
 CATALOG NUMBER: ISW-AF-350-LED-E1-SL3-7050-ULG

### Iso-Footcandle Lines of Horizontal Illumination

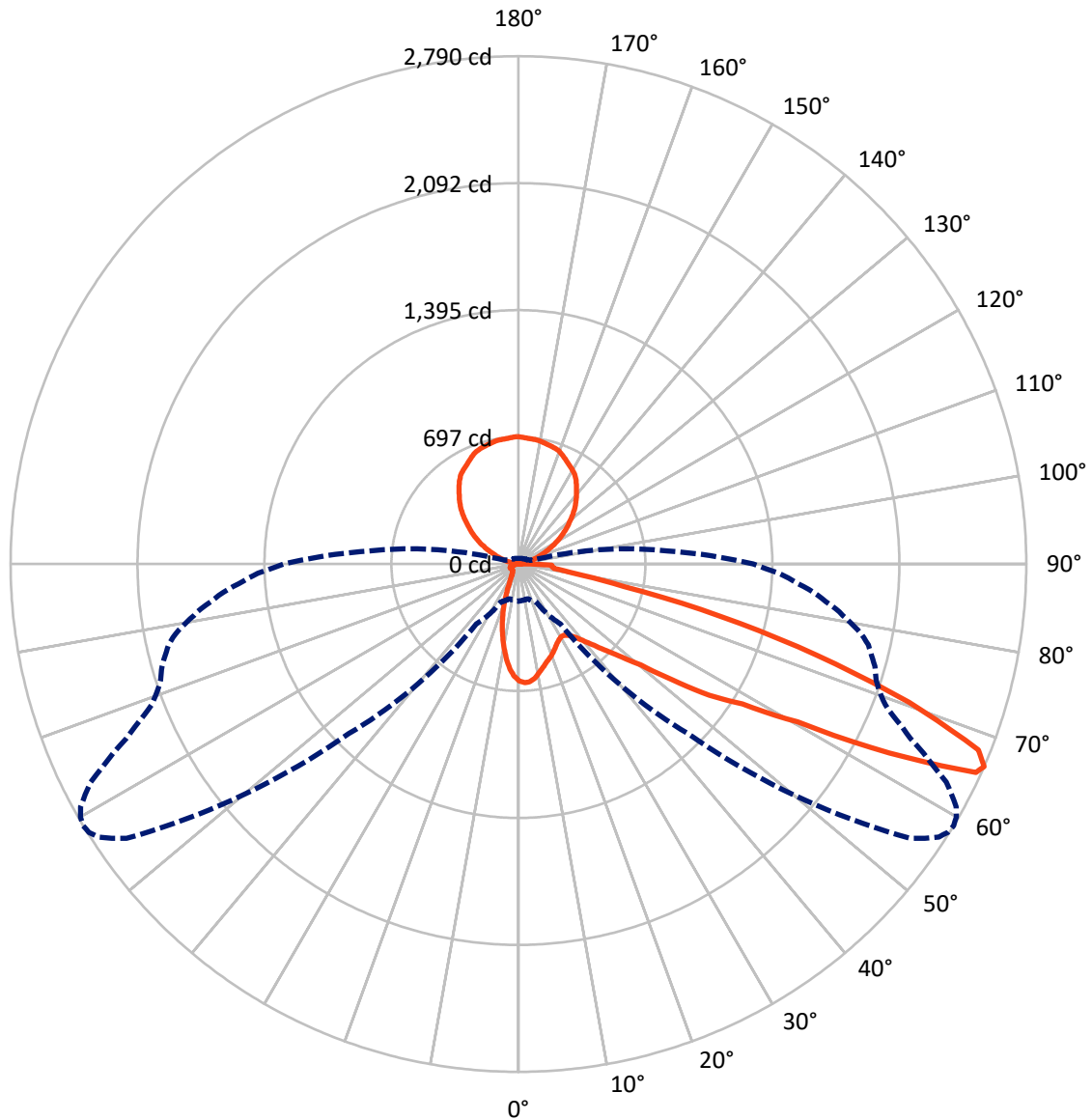
✕ Max cd  
 - - - 1/2 Max cd



Based on 10 foot mounting height. Maximum calculated value = 6.4 fc  
 Type II - Short - Non-Cutoff

REPORT NUMBER: P226898  
CATALOG NUMBER: ISW-AF-350-LED-E1-SL3-7050-ULG

### Luminous Intensity Polar Plot



— Vertical Plane Through 59-Deg Lateral      - - - Horizontal Cone Through 66-Deg Vertical

REPORT NUMBER: P226898

CATALOG NUMBER: ISW-AF-350-LED-E1-SL3-7050-ULG

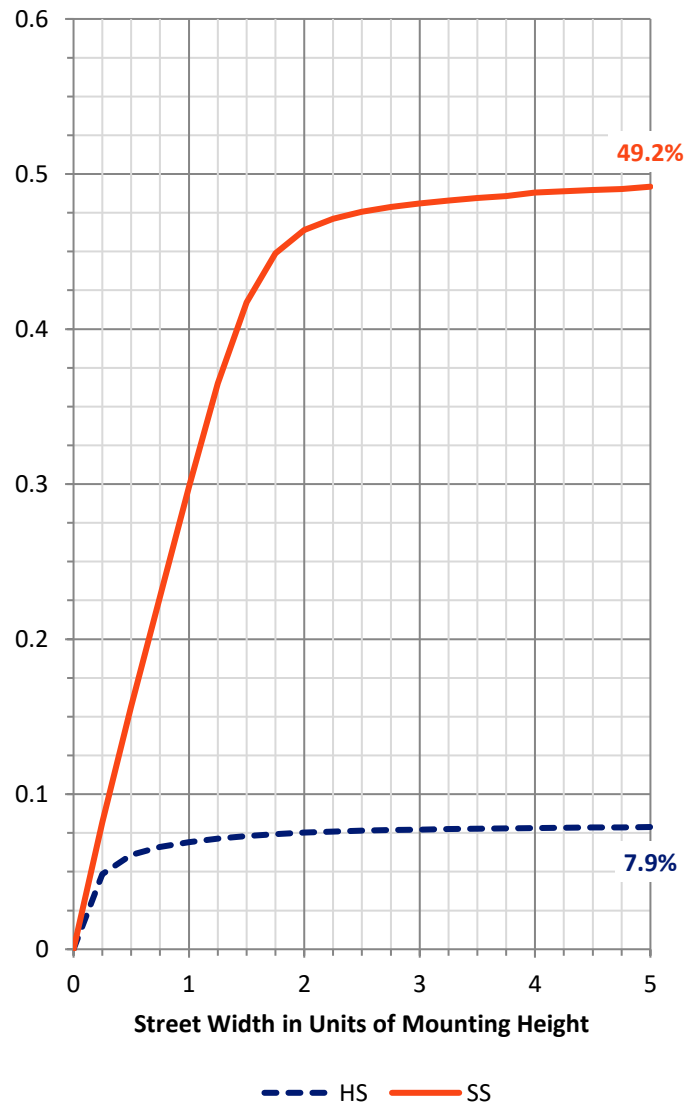
**FLUX DISTRIBUTION:**

		Downward	Upward	Total
<b>House Side</b>	Lumens	328.8	867.7	1196.5
	% Fixture	8.0	21.2	29.2
<b>Street Side</b>	Lumens	2037.3	868.4	2905.8
	% Fixture	49.7	21.2	70.8
<b>Total</b>	Lumens	2366.2	1736.1	4102.3
	% Fixture	57.7	42.3	100.0

**Coefficient of Utilization**

**ZONAL LUMENS:**

Zone	Lumens	% Fixture
0°-10°	54.8	1.3
10°-20°	115.8	2.8
20°-30°	145.2	3.5
30°-40°	198.7	4.8
40°-50°	319.6	7.8
50°-60°	555.3	13.5
60°-70°	674.7	16.4
70°-80°	251.7	6.1
80°-90°	50.5	1.2
90°-100°	10.3	0.3
100°-110°	57.4	1.4
110°-120°	166.1	4.0
120°-130°	273.2	6.7
130°-140°	336.8	8.2
140°-150°	344.6	8.4
150°-160°	290.3	7.1
160°-170°	191.2	4.7
170°-180°	66.3	1.6
0°-90°	2366.2	57.7
0°-180°	4102.3	100.0



REPORT NUMBER: P226898

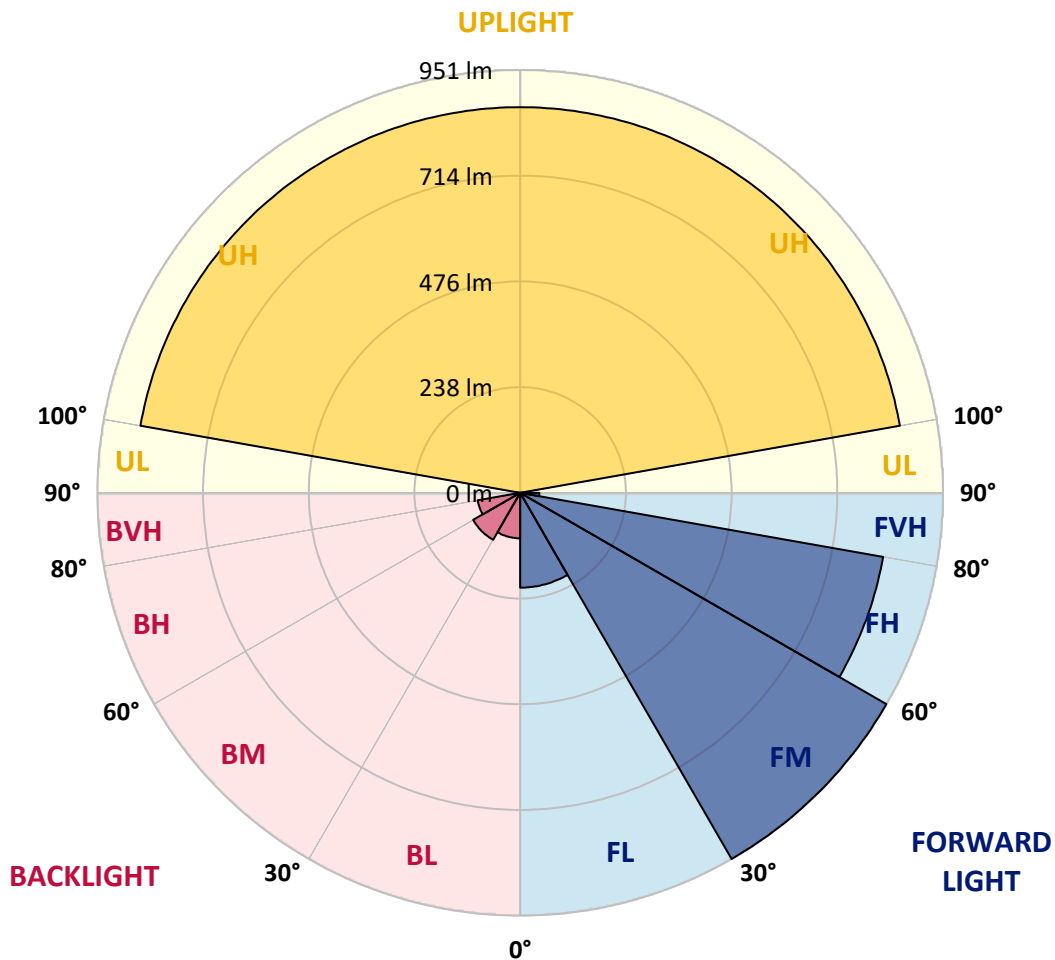
CATALOG NUMBER: ISW-AF-350-LED-E1-SL3-7050-ULG

**LUMINAIRE CLASSIFICATION SYSTEM LUMEN TABLE AND BUG RATING:**

Zone		Lumens	% Fixture	Zone Rating/Lumen Limit		
				B	U	G
FL	(0°-30°)	213.4	5.2			
FM	(30°-60°)	951.5	23.2			
FH	(60°-80°)	829.3	20.2			G1/1800
FVH	(80°-90°)	43.2	1.1			G1/100
BL	(0°-30°)	102.4	2.5	B0/110		
BM	(30°-60°)	122.1	3.0	B0/220		
BH	(60°-80°)	97.1	2.4	B0/110		G0/110
BVH	(80°-90°)	7.3	0.2			G0/10
UL	(90°-100°)	10.3	0.3		U2/50	
UH	(100°-180°)	867.7	21.2		U4/1000	

**BUG Rating: B0-U5-G1**

Type II Short





REPORT NUMBER: P226898

CATALOG NUMBER: ISW-AF-350-LED-E1-SL3-7050-ULG

**CANDELA DISTRIBUTION (FULL):**

	0°	5°	15°	25°	35°	45°	55°	56°	57°	58°	59°
0°	642.8	642.8	642.8	642.8	642.8	642.8	642.8	642.8	642.8	642.8	642.8
2.5°	659.5	657.3	661.3	659.9	660.9	655.5	654.4	653.3	654.1	653.0	653.0
5°	643.9	642.8	647.5	650.1	652.2	651.5	651.2	651.2	651.5	649.0	649.3
7.5°	598.2	597.5	604.0	608.7	619.2	625.4	633.4	633.7	634.5	633.4	635.6
10°	549.6	551.8	557.6	565.2	580.8	590.2	605.4	608.3	609.4	609.8	610.2
12.5°	503.1	501.0	508.2	522.7	543.8	559.0	578.2	579.7	581.5	584.0	586.6
15°	461.8	464.3	470.1	485.4	507.5	528.9	553.9	555.4	559.0	561.2	564.8
17.5°	433.5	433.5	440.0	454.2	474.9	502.1	533.6	536.2	539.1	542.0	546.0
20°	419.3	419.3	421.9	430.2	448.4	474.5	512.6	515.5	520.6	523.8	529.3
22.5°	418.3	417.9	417.5	419.3	430.2	450.5	490.1	494.1	498.4	503.5	508.2
25°	429.9	431.0	426.6	423.7	424.8	434.2	468.7	470.9	479.2	482.5	488.3
27.5°	446.6	448.4	444.7	440.4	433.9	427.7	450.5	454.2	459.6	465.1	472.3
30°	470.5	470.1	469.8	466.9	454.2	434.9	445.1	447.6	452.4	456.7	462.9
32.5°	496.3	499.2	501.3	499.9	486.8	454.2	452.7	454.9	459.3	461.8	465.8
35°	529.6	531.1	539.4	539.4	526.4	488.6	474.1	475.9	478.1	479.2	482.1
37.5°	566.3	571.3	583.7	590.9	570.6	531.4	507.9	507.9	509.0	509.7	511.5
40°	608.7	616.0	633.0	646.8	633.7	584.8	552.1	555.4	554.3	552.8	556.8
42.5°	658.0	666.0	686.7	699.8	692.1	649.0	611.6	609.4	612.7	608.3	609.8
45°	715.4	721.5	742.6	756.4	762.5	727.7	689.6	685.3	685.3	675.8	679.8
47.5°	766.9	768.7	789.0	813.3	833.3	834.0	780.3	777.4	770.5	764.3	762.9
50°	814.8	820.2	833.3	859.7	901.5	937.7	905.1	896.0	888.4	865.5	872.4
52.5°	897.8	908.3	916.7	932.7	982.0	1055.6	1095.9	1081.7	1079.9	1059.3	1054.5
55°	913.4	914.5	942.1	1034.2	1150.3	1203.3	1280.5	1280.2	1286.0	1279.4	1273.3
57.5°	840.1	831.4	877.5	999.0	1232.3	1504.4	1480.8	1483.3	1475.7	1455.8	1449.6
60°	654.4	661.7	711.4	866.3	1173.2	1698.8	1854.4	1808.4	1841.4	1789.5	1761.6
62.5°	368.2	359.9	393.6	556.5	962.4	1709.0	2363.4	2368.5	2384.4	2355.4	2287.2
65°	237.6	234.0	230.7	281.5	576.8	1494.9	2644.9	2707.3	2744.6	2759.9	2761.0
66°	204.2	201.3	197.3	230.4	401.9	1317.2	2626.7	2693.5	2753.0	2781.3	2789.6
67.5°	173.8	169.4	168.7	190.8	279.7	1021.9	2453.7	2558.5	2611.1	2684.4	2724.3
70°	132.8	130.6	137.1	164.7	214.8	481.0	1955.3	2092.0	2182.7	2240.0	2277.0
72.5°	111.4	110.6	119.7	150.5	203.5	272.8	1368.7	1515.6	1610.3	1665.1	1715.8
75°	87.1	87.8	99.8	143.7	202.4	237.6	795.2	935.2	990.3	1076.7	1142.7
77.5°	65.3	64.6	74.0	116.1	197.3	240.9	413.2	471.2	531.8	575.7	591.7
80°	45.7	46.4	53.0	79.8	153.8	247.8	257.6	271.0	283.7	297.8	300.7
82.5°	30.5	30.8	39.2	54.8	106.7	236.5	240.5	234.3	224.5	212.2	198.8
85°	18.5	19.2	27.9	37.0	82.7	214.0	248.9	232.5	217.7	201.3	185.0
87.5°	9.4	10.5	16.7	21.8	49.0	105.6	259.0	247.0	226.7	201.7	183.6
90°	7.5	7.5	10.6	13.4	17.8	28.4	72.3	66.0	36.8	63.5	35.4
92.5°	4.0	4.0	5.0	6.0	6.0	6.0	7.0	7.0	7.0	7.0	7.0
95°	5.0	5.0	6.0	7.0	7.0	7.0	7.0	7.1	7.2	7.3	7.4
97.5°	7.0	7.0	8.0	8.0	9.0	9.0	12.0	11.8	11.6	11.4	11.2
100°	8.0	8.0	9.0	10.0	12.0	21.0	29.0	28.7	28.4	28.1	27.8
102.5°	11.0	11.0	13.0	18.0	27.0	40.0	50.0	49.7	49.4	49.1	48.8
105°	21.0	22.0	27.0	36.0	48.0	63.0	72.0	71.8	71.6	71.4	71.2
107.5°	41.0	42.0	49.0	58.0	73.0	88.0	95.0	94.9	94.8	94.7	94.6



REPORT NUMBER: P226898

CATALOG NUMBER: ISW-AF-350-LED-E1-SL3-7050-ULG

**CANDELA DISTRIBUTION (continued):**

	0°	5°	15°	25°	35°	45°	55°	56°	57°	58°	59°
110°	66.0	68.0	74.0	87.0	102.0	114.0	120.0	120.1	120.2	120.3	120.4
112.5°	99.0	99.0	106.0	121.0	134.0	143.0	148.0	148.2	148.4	148.6	148.8
115°	140.0	139.0	147.0	159.0	168.0	174.0	179.0	179.3	179.6	179.9	180.2
117.5°	184.0	184.0	189.0	197.0	202.0	205.0	211.0	211.4	211.8	212.2	212.6
120°	225.0	223.0	226.0	233.0	237.0	243.0	246.0	246.4	246.8	247.2	247.6
122.5°	263.0	260.0	261.0	267.0	271.0	277.0	279.0	279.4	279.8	280.2	280.6
125°	298.0	294.0	296.0	299.0	305.0	310.0	313.0	313.2	313.4	313.6	313.8
127.5°	330.0	329.0	329.0	333.0	339.0	340.0	345.0	345.1	345.2	345.3	345.4
130°	363.0	361.0	362.0	366.0	370.0	372.0	377.0	377.4	377.8	378.2	378.6
132.5°	396.0	394.0	393.0	401.0	404.0	405.0	411.0	411.5	412.0	412.5	413.0
135°	429.0	426.0	426.0	432.0	435.0	437.0	443.0	443.5	444.0	444.5	445.0
137.5°	460.0	457.0	459.0	460.0	464.0	468.0	473.0	473.2	473.4	473.6	473.8
140°	488.0	485.0	487.0	489.0	491.0	497.0	500.0	500.2	500.4	500.6	500.8
142.5°	518.0	515.0	517.0	518.0	521.0	525.0	527.0	527.6	528.2	528.8	529.4
145°	550.0	546.0	544.0	547.0	550.0	551.0	556.0	556.6	557.2	557.8	558.4
147.5°	575.0	572.0	571.0	574.0	574.0	575.0	580.0	580.5	581.0	581.5	582.0
150°	595.0	592.0	593.0	593.0	593.0	593.0	597.0	597.3	597.6	597.9	598.2
152.5°	611.0	608.0	608.0	609.0	610.0	610.0	611.0	611.3	611.6	611.9	612.2
155°	629.0	625.0	625.0	627.0	630.0	628.0	626.0	626.5	627.0	627.5	628.0
157.5°	646.0	643.0	643.0	644.0	646.0	645.0	644.0	644.4	644.8	645.2	645.6
160°	663.0	660.0	659.0	656.0	655.0	655.0	658.0	658.6	659.2	659.8	660.4
162.5°	673.0	669.0	669.0	665.0	661.0	663.0	667.0	667.4	667.8	668.2	668.6
165°	681.0	678.0	676.0	676.0	673.0	673.0	672.0	672.5	673.0	673.5	674.0
167.5°	690.0	687.0	684.0	686.0	688.0	685.0	678.0	678.6	679.2	679.8	680.4
170°	698.0	695.0	692.0	692.0	693.0	691.0	686.0	686.3	686.6	686.9	687.2
172.5°	699.0	697.0	695.0	693.0	690.0	690.0	689.0	689.3	689.6	689.9	690.2
175°	700.0	698.0	697.0	695.0	691.0	690.0	690.0	690.5	691.0	691.5	692.0
177.5°	707.0	705.0	700.0	699.0	697.0	695.0	694.0	694.5	695.0	695.5	696.0
180°	700.0	700.0	700.0	700.0	700.0	700.0	700.0	700.0	700.0	700.0	700.0





REPORT NUMBER: P226898

CATALOG NUMBER: ISW-AF-350-LED-E1-SL3-7050-ULG

**CANDELA DISTRIBUTION (continued):**

	60°	61°	62°	63°	64°	65°	66°	67°	68°	69°	70°
0°	642.8	642.8	642.8	642.8	642.8	642.8	642.8	642.8	642.8	642.8	642.8
2.5°	652.6	653.3	652.6	651.5	652.6	651.5	651.2	650.8	651.2	650.4	650.1
5°	649.3	650.1	650.1	647.9	647.5	649.0	646.8	647.5	646.8	646.1	644.6
7.5°	633.7	634.1	634.5	633.0	634.1	634.1	633.4	633.4	632.7	633.0	631.6
10°	612.0	613.4	614.9	614.2	613.8	617.1	615.6	616.7	616.7	615.6	616.0
12.5°	588.4	590.9	592.7	592.7	594.2	597.8	597.5	598.2	601.1	601.1	600.0
15°	566.6	569.2	572.1	574.2	577.1	579.7	581.5	584.4	585.9	585.9	587.7
17.5°	549.6	553.2	556.5	557.6	561.6	565.9	567.0	570.6	572.8	573.9	576.1
20°	532.9	536.9	540.9	544.5	548.1	553.2	555.7	557.9	561.6	563.7	567.0
22.5°	513.3	519.5	524.5	528.9	535.1	539.4	544.5	548.1	552.5	555.7	558.3
25°	494.8	503.1	510.0	514.4	522.7	528.9	535.1	540.5	546.0	550.7	554.3
27.5°	477.8	487.2	495.5	502.4	511.5	521.3	527.5	536.5	543.8	550.3	554.7
30°	469.4	477.4	486.1	494.1	503.1	515.5	525.6	537.2	546.3	554.7	561.2
32.5°	471.2	478.5	486.1	493.0	502.4	516.2	526.7	540.1	553.6	564.5	572.8
35°	485.7	492.3	497.3	503.5	511.9	522.4	533.6	547.8	564.5	579.0	589.8
37.5°	516.2	518.0	523.1	527.8	532.2	542.0	552.5	564.5	583.7	598.9	614.2
40°	553.9	558.6	563.4	565.5	570.6	576.8	581.5	594.2	611.2	631.2	647.9
42.5°	610.2	612.0	612.7	613.4	615.2	619.6	626.5	638.1	654.8	672.6	691.1
45°	673.3	675.5	677.6	678.7	676.2	678.7	686.0	691.4	707.7	724.4	748.0
47.5°	760.7	754.2	750.9	755.3	753.1	758.5	761.8	765.1	784.6	804.6	824.6
50°	872.8	868.8	863.7	864.1	868.1	864.5	866.6	878.6	885.1	901.8	928.3
52.5°	1052.0	1039.7	1020.4	1012.1	1016.8	1013.9	1015.0	1017.5	1013.2	1028.8	1051.3
55°	1273.3	1257.3	1244.6	1237.4	1210.5	1208.3	1190.6	1184.0	1169.9	1184.8	1179.7
57.5°	1431.1	1420.9	1414.4	1392.6	1380.3	1355.6	1348.4	1339.7	1320.1	1329.9	1338.6
60°	1735.8	1699.5	1687.2	1649.1	1636.4	1612.8	1582.7	1567.8	1557.7	1567.1	1561.3
62.5°	2244.4	2194.0	2184.2	2093.8	2071.7	2017.3	1960.7	1953.1	1921.2	1901.2	1896.5
65°	2741.0	2668.8	2614.8	2516.1	2449.3	2371.7	2285.4	2222.3	2157.3	2124.7	2081.5
66°	2778.0	2749.3	2694.9	2637.3	2540.0	2455.2	2357.2	2289.0	2216.1	2158.8	2121.8
67.5°	2714.9	2699.6	2680.4	2641.2	2580.3	2501.2	2408.4	2321.3	2233.5	2166.0	2106.9
70°	2294.8	2311.5	2333.3	2323.1	2288.3	2257.4	2175.5	2126.9	2060.8	1972.3	1936.0
72.5°	1732.2	1776.8	1761.6	1704.2	1677.4	1656.0	1626.2	1593.6	1498.9	1488.0	1445.2
75°	1114.4	1099.5	1109.3	1039.7	992.1	972.6	901.8	872.8	801.7	755.6	720.4
77.5°	587.3	558.3	535.8	474.5	430.6	404.8	370.4	329.7	267.4	263.7	206.8
80°	272.4	250.3	230.0	208.6	187.2	158.9	137.8	112.5	99.4	85.2	79.4
82.5°	185.0	170.9	158.5	144.4	128.1	108.5	93.6	79.4	67.8	60.9	55.5
85°	167.6	152.4	138.6	120.8	103.7	87.4	71.5	59.1	48.2	42.1	38.5
87.5°	162.9	144.0	129.5	110.3	93.6	76.9	61.7	47.9	37.4	30.5	26.1
90°	28.7	30.3	24.4	23.8	15.3	17.3	15.2	12.6	13.0	11.9	12.3
92.5°	7.0	7.0	7.0	7.0	7.0	7.0	6.9	6.8	6.7	6.6	6.5
95°	7.5	7.6	7.7	7.8	7.9	8.0	7.9	7.8	7.7	7.6	7.5
97.5°	11.0	10.8	10.6	10.4	10.2	10.0	9.9	9.8	9.7	9.6	9.5
100°	27.5	27.2	26.9	26.6	26.3	26.0	25.7	25.4	25.1	24.8	24.5
102.5°	48.5	48.2	47.9	47.6	47.3	47.0	46.5	46.0	45.5	45.0	44.5
105°	71.0	70.8	70.6	70.4	70.2	70.0	69.5	69.0	68.5	68.0	67.5
107.5°	94.5	94.4	94.3	94.2	94.1	94.0	93.6	93.2	92.8	92.4	92.0



REPORT NUMBER: P226898

CATALOG NUMBER: ISW-AF-350-LED-E1-SL3-7050-ULG

**CANDELA DISTRIBUTION (continued):**

	60°	61°	62°	63°	64°	65°	66°	67°	68°	69°	70°
110°	120.5	120.6	120.7	120.8	120.9	121.0	120.8	120.6	120.4	120.2	120.0
112.5°	149.0	149.2	149.4	149.6	149.8	150.0	149.9	149.8	149.7	149.6	149.5
115°	180.5	180.8	181.1	181.4	181.7	182.0	181.7	181.4	181.1	180.8	180.5
117.5°	213.0	213.4	213.8	214.2	214.6	215.0	214.5	214.0	213.5	213.0	212.5
120°	248.0	248.4	248.8	249.2	249.6	250.0	249.5	249.0	248.5	248.0	247.5
122.5°	281.0	281.4	281.8	282.2	282.6	283.0	282.5	282.0	281.5	281.0	280.5
125°	314.0	314.2	314.4	314.6	314.8	315.0	314.5	314.0	313.5	313.0	312.5
127.5°	345.5	345.6	345.7	345.8	345.9	346.0	346.0	346.0	346.0	346.0	346.0
130°	379.0	379.4	379.8	380.2	380.6	381.0	381.0	381.0	381.0	381.0	381.0
132.5°	413.5	414.0	414.5	415.0	415.5	416.0	415.8	415.6	415.4	415.2	415.0
135°	445.5	446.0	446.5	447.0	447.5	448.0	447.9	447.8	447.7	447.6	447.5
137.5°	474.0	474.2	474.4	474.6	474.8	475.0	475.1	475.2	475.3	475.4	475.5
140°	501.0	501.2	501.4	501.6	501.8	502.0	502.2	502.4	502.6	502.8	503.0
142.5°	530.0	530.6	531.2	531.8	532.4	533.0	533.0	533.0	533.0	533.0	533.0
145°	559.0	559.6	560.2	560.8	561.4	562.0	561.9	561.8	561.7	561.6	561.5
147.5°	582.5	583.0	583.5	584.0	584.5	585.0	585.1	585.2	585.3	585.4	585.5
150°	598.5	598.8	599.1	599.4	599.7	600.0	600.3	600.6	600.9	601.2	601.5
152.5°	612.5	612.8	613.1	613.4	613.7	614.0	614.4	614.8	615.2	615.6	616.0
155°	628.5	629.0	629.5	630.0	630.5	631.0	631.5	632.0	632.5	633.0	633.5
157.5°	646.0	646.4	646.8	647.2	647.6	648.0	648.2	648.4	648.6	648.8	649.0
160°	661.0	661.6	662.2	662.8	663.4	664.0	663.7	663.4	663.1	662.8	662.5
162.5°	669.0	669.4	669.8	670.2	670.6	671.0	670.9	670.8	670.7	670.6	670.5
165°	674.5	675.0	675.5	676.0	676.5	677.0	677.3	677.6	677.9	678.2	678.5
167.5°	681.0	681.6	682.2	682.8	683.4	684.0	684.4	684.8	685.2	685.6	686.0
170°	687.5	687.8	688.1	688.4	688.7	689.0	689.5	690.0	690.5	691.0	691.5
172.5°	690.5	690.8	691.1	691.4	691.7	692.0	692.2	692.4	692.6	692.8	693.0
175°	692.5	693.0	693.5	694.0	694.5	695.0	695.1	695.2	695.3	695.4	695.5
177.5°	696.5	697.0	697.5	698.0	698.5	699.0	699.2	699.4	699.6	699.8	700.0
180°	700.0	700.0	700.0	700.0	700.0	700.0	700.0	700.0	700.0	700.0	700.0



REPORT NUMBER: P226898

CATALOG NUMBER: ISW-AF-350-LED-E1-SL3-7050-ULG

**CANDELA DISTRIBUTION (continued):**

	71°	72°	73°	74°	75°	76°	77°	78°	79°	80°	81°
0°	642.8	642.8	642.8	642.8	642.8	642.8	642.8	642.8	642.8	642.8	642.8
2.5°	649.3	648.2	649.3	649.0	647.5	647.9	648.2	646.8	646.1	646.1	645.7
5°	643.5	642.8	643.5	643.2	641.0	640.6	640.6	639.5	638.1	637.0	636.3
7.5°	629.7	630.5	630.1	629.0	627.9	627.9	626.8	624.3	622.9	621.4	620.0
10°	614.2	614.2	614.5	614.2	612.3	611.6	610.2	608.7	609.1	605.4	602.5
12.5°	600.4	600.4	600.0	599.3	598.2	597.8	597.8	593.5	592.4	591.3	588.0
15°	587.3	588.0	588.0	588.0	586.2	586.2	584.4	581.5	581.5	578.2	575.0
17.5°	577.1	578.2	577.9	578.2	578.6	576.4	573.2	571.3	569.2	567.4	563.0
20°	568.4	569.2	569.5	569.5	568.4	567.0	564.1	561.2	559.7	556.1	550.7
22.5°	560.5	561.9	562.3	562.3	560.8	559.7	556.8	552.5	549.6	545.2	540.1
25°	557.2	559.0	557.9	558.6	557.2	554.7	550.7	547.0	542.7	537.2	531.8
27.5°	558.3	560.8	560.1	559.7	557.9	556.1	551.0	546.7	541.6	535.1	528.2
30°	564.8	569.2	567.4	565.9	565.5	561.2	556.5	550.3	544.5	536.9	528.9
32.5°	577.1	579.3	579.7	578.6	576.8	573.2	566.6	558.6	552.1	543.0	533.6
35°	597.5	599.6	598.9	598.9	597.1	591.3	583.3	575.3	566.3	556.1	546.3
37.5°	625.8	629.7	629.0	627.6	625.4	618.5	612.3	602.5	592.4	579.0	567.7
40°	661.3	667.5	672.9	671.8	666.8	660.6	654.8	643.5	633.4	618.5	606.2
42.5°	709.2	717.5	724.4	729.5	727.3	719.4	709.2	704.5	690.0	674.7	662.0
45°	770.5	787.9	794.1	800.2	800.2	795.2	793.0	783.6	768.3	748.0	736.0
47.5°	851.4	874.6	881.5	892.0	898.2	892.7	888.8	872.8	862.6	834.7	831.8
50°	949.7	972.9	991.8	1004.1	1002.3	1007.0	997.6	988.5	974.4	951.5	943.5
52.5°	1075.2	1093.7	1110.8	1118.0	1125.6	1124.6	1122.4	1116.2	1098.4	1086.1	1065.8
55°	1204.0	1219.2	1239.9	1251.9	1261.7	1259.9	1251.5	1236.6	1239.9	1214.2	1202.9
57.5°	1350.6	1367.2	1389.7	1401.0	1405.3	1427.5	1422.0	1420.2	1414.0	1405.0	1393.4
60°	1602.7	1607.4	1625.9	1654.2	1689.0	1682.1	1690.8	1696.6	1701.0	1680.7	1679.2
62.5°	1903.0	1908.8	1924.8	1930.6	1935.7	1936.4	1924.8	1924.8	1904.8	1878.7	1858.4
65°	2067.0	2055.0	2044.1	2038.0	2024.6	2012.6	1995.2	1971.6	1937.9	1897.6	1861.3
66°	2090.6	2066.3	2052.1	2036.5	2015.1	1993.0	1972.3	1940.0	1900.5	1852.6	1804.7
67.5°	2067.7	2034.4	2001.3	1978.5	1948.7	1908.8	1872.6	1834.8	1797.5	1731.8	1687.2
70°	1859.1	1819.2	1783.0	1732.9	1685.7	1646.6	1584.2	1518.5	1464.5	1395.5	1351.6
72.5°	1380.7	1333.5	1286.3	1216.0	1147.4	1137.2	1058.9	981.6	940.3	884.8	840.1
75°	682.0	622.5	538.0	500.2	445.5	418.6	403.8	347.9	334.5	279.7	279.0
77.5°	192.6	165.4	146.9	128.1	120.1	114.3	94.3	90.3	82.0	80.5	75.8
80°	72.9	68.9	67.1	65.3	63.5	62.4	61.7	58.8	57.3	55.1	54.1
82.5°	52.6	51.1	47.9	46.8	45.3	43.2	42.8	41.0	39.9	37.7	37.0
85°	35.6	33.7	31.9	30.1	29.4	29.0	27.9	27.2	26.5	25.4	25.0
87.5°	23.9	22.1	20.0	19.2	18.9	19.2	19.6	18.9	18.5	17.8	17.4
90°	11.9	13.0	12.6	12.6	13.4	12.4	12.2	12.4	11.8	11.6	11.1
92.5°	6.4	6.3	6.2	6.1	6.0	6.0	6.0	6.0	6.0	6.0	6.0
95°	7.4	7.3	7.2	7.1	7.0	7.0	7.0	7.0	7.0	7.0	7.0
97.5°	9.4	9.3	9.2	9.1	9.0	8.9	8.8	8.7	8.6	8.5	8.4
100°	24.2	23.9	23.6	23.3	23.0	22.6	22.2	21.8	21.4	21.0	20.6
102.5°	44.0	43.5	43.0	42.5	42.0	41.7	41.4	41.1	40.8	40.5	40.2
105°	67.0	66.5	66.0	65.5	65.0	64.6	64.2	63.8	63.4	63.0	62.6
107.5°	91.6	91.2	90.8	90.4	90.0	89.7	89.4	89.1	88.8	88.5	88.2



REPORT NUMBER: P226898  
 CATALOG NUMBER: ISW-AF-350-LED-E1-SL3-7050-ULG

REPORT N  
 CATALOG

**CANDELA DISTRIBUTION (continued):**

**CANDELA**

	71°	72°	73°	74°	75°	76°	77°	78°	79°	80°	81°	
110°	119.8	119.6	119.4	119.2	119.0	118.7	118.4	118.1	117.8	117.5	117.2	0°
112.5°	149.4	149.3	149.2	149.1	149.0	148.8	148.6	148.4	148.2	148.0	147.8	2.5°
115°	180.2	179.9	179.6	179.3	179.0	178.8	178.6	178.4	178.2	178.0	177.8	5°
117.5°	212.0	211.5	211.0	210.5	210.0	209.8	209.6	209.4	209.2	209.0	208.8	7.5°
120°	247.0	246.5	246.0	245.5	245.0	244.8	244.6	244.4	244.2	244.0	243.8	10°
122.5°	280.0	279.5	279.0	278.5	278.0	277.8	277.6	277.4	277.2	277.0	276.8	12.5°
125°	312.0	311.5	311.0	310.5	310.0	310.0	310.0	310.0	310.0	310.0	310.0	15°
127.5°	346.0	346.0	346.0	346.0	346.0	345.9	345.8	345.7	345.6	345.5	345.4	17.5°
130°	381.0	381.0	381.0	381.0	381.0	380.8	380.6	380.4	380.2	380.0	379.8	20°
132.5°	414.8	414.6	414.4	414.2	414.0	414.0	414.0	414.0	414.0	414.0	414.0	22.5°
135°	447.4	447.3	447.2	447.1	447.0	447.3	447.6	447.9	448.2	448.5	448.8	25°
137.5°	475.6	475.7	475.8	475.9	476.0	476.5	477.0	477.5	478.0	478.5	479.0	27.5°
140°	503.2	503.4	503.6	503.8	504.0	504.5	505.0	505.5	506.0	506.5	507.0	30°
142.5°	533.0	533.0	533.0	533.0	533.0	533.1	533.2	533.3	533.4	533.5	533.6	32.5°
145°	561.4	561.3	561.2	561.1	561.0	560.7	560.4	560.1	559.8	559.5	559.2	35°
147.5°	585.6	585.7	585.8	585.9	586.0	585.7	585.4	585.1	584.8	584.5	584.2	37.5°
150°	601.8	602.1	602.4	602.7	603.0	603.3	603.6	603.9	604.2	604.5	604.8	40°
152.5°	616.4	616.8	617.2	617.6	618.0	618.5	619.0	619.5	620.0	620.5	621.0	42.5°
155°	634.0	634.5	635.0	635.5	636.0	636.2	636.4	636.6	636.8	637.0	637.2	45°
157.5°	649.2	649.4	649.6	649.8	650.0	650.0	650.0	650.0	650.0	650.0	650.0	47.5°
160°	662.2	661.9	661.6	661.3	661.0	660.9	660.8	660.7	660.6	660.5	660.4	50°
162.5°	670.4	670.3	670.2	670.1	670.0	669.8	669.6	669.4	669.2	669.0	668.8	52.5°
165°	678.8	679.1	679.4	679.7	680.0	679.8	679.6	679.4	679.2	679.0	678.8	55°
167.5°	686.4	686.8	687.2	687.6	688.0	688.0	688.0	688.0	688.0	688.0	688.0	57.5°
170°	692.0	692.5	693.0	693.5	694.0	694.2	694.4	694.6	694.8	695.0	695.2	60°
172.5°	693.2	693.4	693.6	693.8	694.0	694.2	694.4	694.6	694.8	695.0	695.2	62.5°
175°	695.6	695.7	695.8	695.9	696.0	695.8	695.6	695.4	695.2	695.0	694.8	65°
177.5°	700.2	700.4	700.6	700.8	701.0	700.7	700.4	700.1	699.8	699.5	699.2	66°
180°	700.0	700.0	700.0	700.0	700.0	700.0	700.0	700.0	700.0	700.0	700.0	67.5°
												70°
												72.5°
												75°
												77.5°
												80°
												82.5°
												85°
												87.5°
												90°
												92.5°
												95°
												97.5°
												100°
												102.5°
												105°
												107.5°

NUMBER: P226898  
 NUMBER: ISW-AF-350-LED-E1-SL3-7050-ULG

REPORT NUMBER: P  
 CATALOG NUMBER:

**DISTRIBUTION (continued):**

**CANDELA DISTRIBUTION**

82°	83°	84°	85°	86°	87°	88°	89°	90°	95°	105°	82°	
642.8	642.8	642.8	642.8	642.8	642.8	642.8	642.8	642.8	642.8	642.8	110°	116.9
645.0	643.9	644.3	642.8	642.4	643.2	643.5	643.5	642.4	635.9	628.3	112.5°	147.6
635.6	633.4	633.0	631.9	630.1	632.3	631.2	629.4	627.2	619.6	604.7	115°	177.6
618.1	616.7	614.9	613.4	612.3	611.6	611.2	609.4	605.4	591.3	566.3	117.5°	208.6
601.5	599.6	597.5	594.2	592.7	590.6	590.6	586.2	583.3	565.5	528.5	120°	243.6
585.1	581.9	580.8	578.6	574.6	572.8	570.3	565.9	561.6	540.1	491.5	122.5°	276.6
572.8	569.5	564.8	563.4	559.0	555.0	551.8	546.0	541.2	512.9	452.7	125°	310.0
559.4	556.8	551.8	548.5	543.8	539.1	533.6	526.4	523.1	487.2	415.7	127.5°	345.3
548.5	542.7	536.9	534.0	528.2	522.7	517.3	508.6	502.1	461.8	376.5	130°	379.6
535.8	530.7	524.5	519.5	511.5	505.3	499.2	490.1	482.1	436.0	337.0	132.5°	414.0
527.1	519.8	513.3	507.5	498.4	491.2	482.5	472.7	464.7	411.4	293.5	135°	449.1
522.0	514.8	506.4	499.2	488.6	480.3	470.9	460.0	449.8	391.4	252.5	137.5°	479.5
520.6	511.9	503.1	494.1	483.2	472.7	461.4	450.5	437.5	372.2	207.9	140°	507.5
524.9	514.4	504.6	493.7	481.0	469.0	457.8	443.7	430.6	355.5	164.0	142.5°	533.7
536.9	524.2	512.9	501.0	486.5	473.4	460.0	444.0	429.5	343.9	125.5	145°	558.9
555.7	543.8	530.7	518.7	502.1	487.5	472.7	455.6	438.2	339.2	94.7	147.5°	583.9
593.8	577.9	564.5	551.8	532.5	517.7	500.6	479.9	460.3	343.5	79.1	150°	605.1
647.2	627.2	614.9	603.6	579.7	563.4	543.8	520.2	498.1	355.9	69.6	152.5°	621.5
720.8	705.6	683.4	666.0	641.7	623.6	601.8	573.5	548.9	373.3	64.9	155°	637.4
812.9	793.0	771.2	753.4	727.0	695.4	672.6	638.5	610.5	400.5	62.8	157.5°	650.0
925.8	901.8	872.4	857.6	820.9	796.3	765.8	729.1	693.6	442.6	63.8	160°	660.3
1048.4	1022.6	999.8	971.5	938.1	910.5	881.5	842.7	798.1	522.4	68.2	162.5°	668.6
1177.9	1161.2	1139.4	1102.8	1084.6	1049.8	1012.8	970.0	937.7	626.1	78.7	165°	678.6
1366.5	1348.4	1345.8	1309.9	1282.4	1250.8	1221.8	1186.2	1148.1	810.4	103.4	167.5°	688.0
1656.7	1637.9	1616.5	1588.5	1555.9	1516.7	1480.8	1432.9	1390.5	995.0	115.0	170°	695.4
1828.7	1793.8	1755.4	1712.9	1665.4	1616.8	1568.6	1507.3	1445.6	1006.3	103.7	172.5°	695.4
1814.2	1771.0	1722.0	1664.3	1614.3	1554.4	1502.5	1423.5	1367.2	896.0	84.5	175°	694.6
1760.5	1701.3	1655.3	1602.3	1539.5	1485.9	1431.1	1353.1	1288.9	821.6	77.3	177.5°	698.9
1623.0	1572.6	1508.7	1457.9	1411.5	1347.3	1295.8	1222.9	1178.6	712.5	69.3	180°	700.0
1297.2	1227.6	1173.5	1134.0	1081.4	1023.3	977.6	916.3	877.2	471.6	59.9		
755.6	738.2	677.6	643.5	611.6	564.5	528.2	498.8	447.3	228.5	53.0		
232.9	216.6	214.4	182.1	192.6	164.7	160.3	145.8	145.8	87.8	41.7		
74.4	72.9	70.0	66.0	64.6	64.6	62.8	62.4	59.5	47.2	31.2		
52.6	51.5	50.4	49.3	48.6	49.0	47.5	46.8	46.1	34.1	24.7		
36.3	35.2	33.0	33.0	32.3	31.9	32.3	30.8	30.5	23.9	20.7		
24.7	24.3	23.9	23.6	23.2	22.9	22.5	21.4	20.7	16.7	14.5		
16.3	13.8	13.4	11.6	11.2	10.9	10.2	10.9	12.0	12.0	9.4		
11.2	10.7	10.8	10.6	9.9	10.3	10.3	9.5	9.5	10.6	12.3		
6.0	6.0	6.0	6.0	6.0	6.0	6.0	6.0	6.0	6.0	6.0		
7.0	7.0	7.0	7.0	7.0	7.0	7.0	7.0	7.0	7.0	7.0		
8.3	8.2	8.1	8.0	8.0	8.0	8.0	8.0	8.0	8.0	9.0		
20.2	19.8	19.4	19.0	19.0	19.0	19.0	19.0	19.0	19.0	23.0		
39.9	39.6	39.3	39.0	38.8	38.6	38.4	38.2	38.0	39.0	42.0		
62.2	61.8	61.4	61.0	61.0	61.0	61.0	61.0	61.0	61.0	65.0		
87.9	87.6	87.3	87.0	86.8	86.6	86.4	86.2	86.0	87.0	90.0		

'226898  
 ISW-AF-350-LED-E1-SL3-7050-ULG

REPORT NUMBER: P226898  
 CATALOG NUMBER: ISW-AF-3!

**TION (continued):**

**CANDELA DISTRIBUTION (con**

83°	84°	85°	86°	87°	88°	89°	90°	95°	105°		115°	125°
116.6	116.3	116.0	116.2	116.4	116.6	116.8	117.0	116.0	119.0	0°	642.8	642.8
147.4	147.2	147.0	147.0	147.0	147.0	147.0	147.0	147.0	149.0	2.5°	621.8	616.0
177.4	177.2	177.0	177.2	177.4	177.6	177.8	178.0	177.0	179.0	5°	588.8	575.7
208.4	208.2	208.0	208.2	208.4	208.6	208.8	209.0	208.0	210.0	7.5°	544.1	518.7
243.4	243.2	243.0	243.0	243.0	243.0	243.0	243.0	243.0	245.0	10°	493.0	456.4
276.4	276.2	276.0	276.2	276.4	276.6	276.8	277.0	276.0	278.0	12.5°	440.0	393.2
310.0	310.0	310.0	310.0	310.0	310.0	310.0	310.0	310.0	310.0	15°	390.7	328.7
345.2	345.1	345.0	345.4	345.8	346.2	346.6	347.0	345.0	346.0	17.5°	338.8	262.3
379.4	379.2	379.0	379.2	379.4	379.6	379.8	380.0	379.0	381.0	20°	289.1	198.1
414.0	414.0	414.0	414.2	414.4	414.6	414.8	415.0	414.0	414.0	22.5°	232.9	138.9
449.4	449.7	450.0	450.2	450.4	450.6	450.8	451.0	450.0	447.0	25°	170.9	100.8
480.0	480.5	481.0	481.2	481.4	481.6	481.8	482.0	481.0	476.0	27.5°	121.9	80.5
508.0	508.5	509.0	509.4	509.8	510.2	510.6	511.0	509.0	504.0	30°	91.1	67.8
533.8	533.9	534.0	534.4	534.8	535.2	535.6	536.0	534.0	533.0	32.5°	72.9	58.8
558.6	558.3	558.0	558.4	558.8	559.2	559.6	560.0	558.0	561.0	35°	62.0	53.3
583.6	583.3	583.0	583.4	583.8	584.2	584.6	585.0	583.0	586.0	37.5°	55.5	49.7
605.4	605.7	606.0	606.8	607.6	608.4	609.2	610.0	606.0	603.0	40°	51.9	47.9
622.0	622.5	623.0	624.0	625.0	626.0	627.0	628.0	623.0	618.0	42.5°	49.7	46.1
637.6	637.8	638.0	638.6	639.2	639.8	640.4	641.0	638.0	636.0	45°	48.6	45.0
650.0	650.0	650.0	651.0	652.0	653.0	654.0	655.0	650.0	650.0	47.5°	47.9	43.5
660.2	660.1	660.0	661.2	662.4	663.6	664.8	666.0	660.0	661.0	50°	47.2	43.5
668.4	668.2	668.0	669.2	670.4	671.6	672.8	674.0	668.0	670.0	52.5°	47.5	44.3
678.4	678.2	678.0	678.8	679.6	680.4	681.2	682.0	678.0	680.0	55°	49.3	44.3
688.0	688.0	688.0	689.2	690.4	691.6	692.8	694.0	688.0	688.0	57.5°	52.2	44.3
695.6	695.8	696.0	697.0	698.0	699.0	700.0	701.0	696.0	694.0	60°	54.4	45.0
695.6	695.8	696.0	697.0	698.0	699.0	700.0	701.0	696.0	694.0	62.5°	55.1	46.4
694.4	694.2	694.0	695.0	696.0	697.0	698.0	699.0	694.0	696.0	65°	54.4	47.2
698.6	698.3	698.0	698.8	699.6	700.4	701.2	702.0	698.0	701.0	66°	53.7	47.2
700.0	700.0	700.0	700.0	700.0	700.0	700.0	700.0	700.0	700.0	67.5°	52.6	46.4
										70°	50.1	43.5
										72.5°	45.0	39.2
										75°	38.5	31.6
										77.5°	31.2	25.4
										80°	23.2	19.2
										82.5°	17.0	14.9
										85°	12.0	10.5
										87.5°	7.3	6.5
										90°	10.8	8.8
										92.5°	7.0	7.0
										95°	8.0	7.0
										97.5°	10.0	12.0
										100°	26.0	29.0
										102.5°	47.0	50.0
										105°	70.0	72.0
										107.5°	94.0	95.0



REPORT NUMBER: P226898

CATALOG NUMBER: ISW-AF-350-LED-E1-

50-LED-E1-SL3-7050-ULG

**tinued):**

135°	145°	155°	165°	175°	180°
642.8	642.8	642.8	642.8	642.8	642.8
612.0	611.6	602.5	600.7	594.6	597.8
560.1	553.9	537.6	534.3	527.5	525.6
498.1	481.0	468.0	453.4	439.7	446.6
425.5	396.9	368.2	349.3	341.7	339.2
356.6	305.1	269.2	232.2	219.1	223.8
273.2	214.4	166.5	145.1	132.8	130.6
192.6	137.5	115.4	109.9	107.4	107.4
130.6	104.8	96.5	94.0	94.0	94.3
99.4	88.2	84.5	84.9	86.3	86.7
82.3	78.0	76.2	78.7	81.6	82.0
71.1	70.0	70.4	73.6	76.5	76.9
62.4	63.5	64.9	67.8	70.4	71.1
56.2	58.0	59.1	60.9	62.4	62.8
51.9	54.1	53.7	54.8	55.9	56.2
49.3	50.4	49.3	50.1	50.1	50.8
47.2	47.5	45.7	46.1	46.8	46.8
45.0	44.6	42.8	43.5	44.6	45.0
42.8	42.1	40.6	42.1	43.9	44.3
41.0	40.3	39.5	41.4	43.5	43.9
40.3	39.5	38.8	41.4	43.5	43.9
40.3	39.5	38.8	40.6	42.8	43.2
40.6	39.9	38.5	40.3	41.7	42.1
41.0	40.3	37.7	38.8	39.5	39.9
41.0	39.5	37.0	37.4	37.4	37.7
40.3	38.5	35.6	35.6	35.2	35.2
40.3	37.0	34.1	33.4	32.6	32.6
39.9	36.6	33.7	32.6	31.6	31.6
39.2	35.9	33.0	31.6	30.5	30.5
36.6	34.5	31.2	29.7	28.7	28.3
32.6	31.6	29.0	27.9	26.8	26.5
27.6	27.9	26.5	25.8	24.7	24.3
23.2	23.9	23.2	22.9	22.1	21.8
18.5	20.0	19.2	19.2	19.6	18.9
14.1	16.0	15.2	16.0	16.7	15.6
9.8	11.6	11.6	12.0	12.3	11.6
6.2	7.6	7.3	7.6	7.6	7.3
8.5	10.5	9.5	9.2	6.8	6.5
6.0	6.0	6.0	5.0	4.0	4.0
7.0	7.0	7.0	6.0	5.0	5.0
9.0	9.0	8.0	8.0	7.0	7.0
21.0	12.0	10.0	9.0	8.0	8.0
40.0	27.0	18.0	13.0	11.0	11.0
63.0	48.0	36.0	27.0	22.0	21.0
88.0	73.0	58.0	49.0	42.0	41.0

**CANDELA DISTRIBUTION (continued):**

	115°	125°	135°
110°	121.0	120.0	114.0
112.5°	150.0	148.0	143.0
115°	182.0	179.0	174.0
117.5°	215.0	211.0	205.0
120°	250.0	246.0	243.0
122.5°	283.0	279.0	277.0
125°	315.0	313.0	310.0
127.5°	346.0	345.0	340.0
130°	381.0	377.0	372.0
132.5°	416.0	411.0	405.0
135°	448.0	443.0	437.0
137.5°	475.0	473.0	468.0
140°	502.0	500.0	497.0
142.5°	533.0	527.0	525.0
145°	562.0	556.0	551.0
147.5°	585.0	580.0	575.0
150°	600.0	597.0	593.0
152.5°	614.0	611.0	610.0
155°	631.0	626.0	628.0
157.5°	648.0	644.0	645.0
160°	664.0	658.0	655.0
162.5°	671.0	667.0	663.0
165°	677.0	672.0	673.0
167.5°	684.0	678.0	685.0
170°	689.0	686.0	691.0
172.5°	692.0	689.0	690.0
175°	695.0	690.0	690.0
177.5°	699.0	694.0	695.0
180°	700.0	700.0	700.0



-SL3-7050-ULG

145°	155°	165°	175°	180°
102.0	87.0	74.0	68.0	66.0
134.0	121.0	106.0	99.0	99.0
168.0	159.0	147.0	139.0	140.0
202.0	197.0	189.0	184.0	184.0
237.0	233.0	226.0	223.0	225.0
271.0	267.0	261.0	260.0	263.0
305.0	299.0	296.0	294.0	298.0
339.0	333.0	329.0	329.0	330.0
370.0	366.0	362.0	361.0	363.0
404.0	401.0	393.0	394.0	396.0
435.0	432.0	426.0	426.0	429.0
464.0	460.0	459.0	457.0	460.0
491.0	489.0	487.0	485.0	488.0
521.0	518.0	517.0	515.0	518.0
550.0	547.0	544.0	546.0	550.0
574.0	574.0	571.0	572.0	575.0
593.0	593.0	593.0	592.0	595.0
610.0	609.0	608.0	608.0	611.0
630.0	627.0	625.0	625.0	629.0
646.0	644.0	643.0	643.0	646.0
655.0	656.0	659.0	660.0	663.0
661.0	665.0	669.0	669.0	673.0
673.0	676.0	676.0	678.0	681.0
688.0	686.0	684.0	687.0	690.0
693.0	692.0	692.0	695.0	698.0
690.0	693.0	695.0	697.0	699.0
691.0	695.0	697.0	698.0	700.0
697.0	699.0	700.0	705.0	707.0
700.0	700.0	700.0	700.0	700.0

(END OF REPORT)